

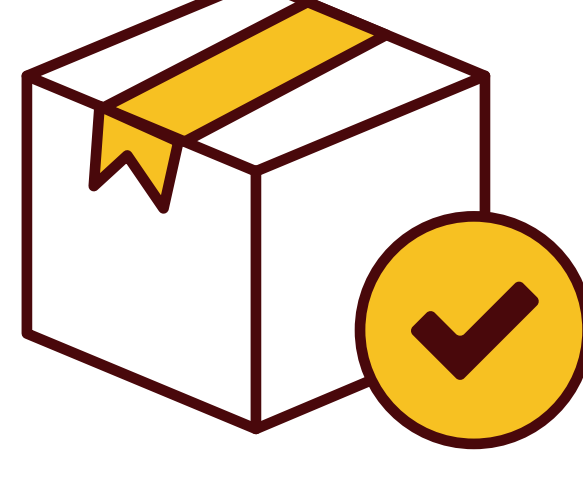
What to consider when packing your items



1 Choose the right box

Use a double-wall rigid corrugated cardboard box and choose the right size for the contents.

A box that perfectly fits the size of the products is not recommended, as it will not have enough space to wrap your items with protective material.



2 Pack your items



Use enough packing material, such as bubble packing material, such as bubble wrap or foam inserts, to fill the space between the inside and outside of the box.



Fragile items should be wrapped separately.




Leave at least 5-6 cm distance between the contents and the walls of the box.



If you are shipping heavy items, use strong packing material.

3 Shipping label

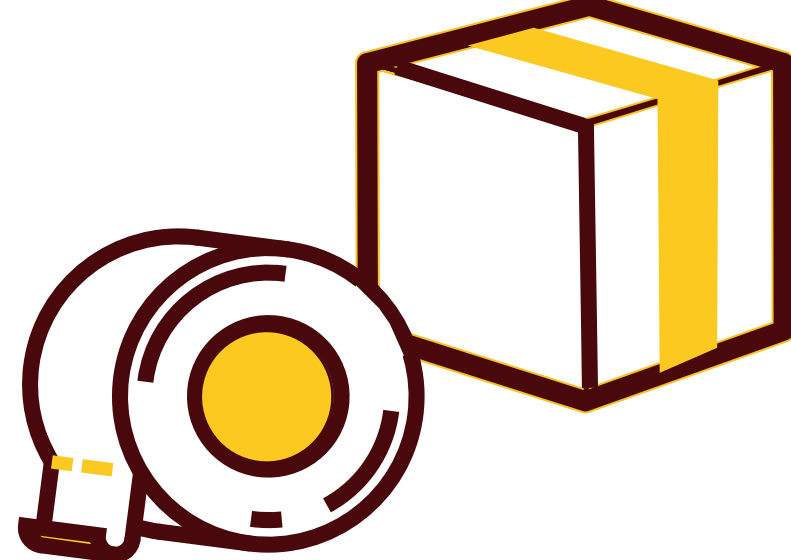
It is always a good idea to print the **shipping label** twice and place the duplicate inside the package.



4 Seals the box

Sealing the box with the correct tape is key.

It is best to use strong or reinforced tape to seal your box if you are shipping heavy items over 25 kgs.

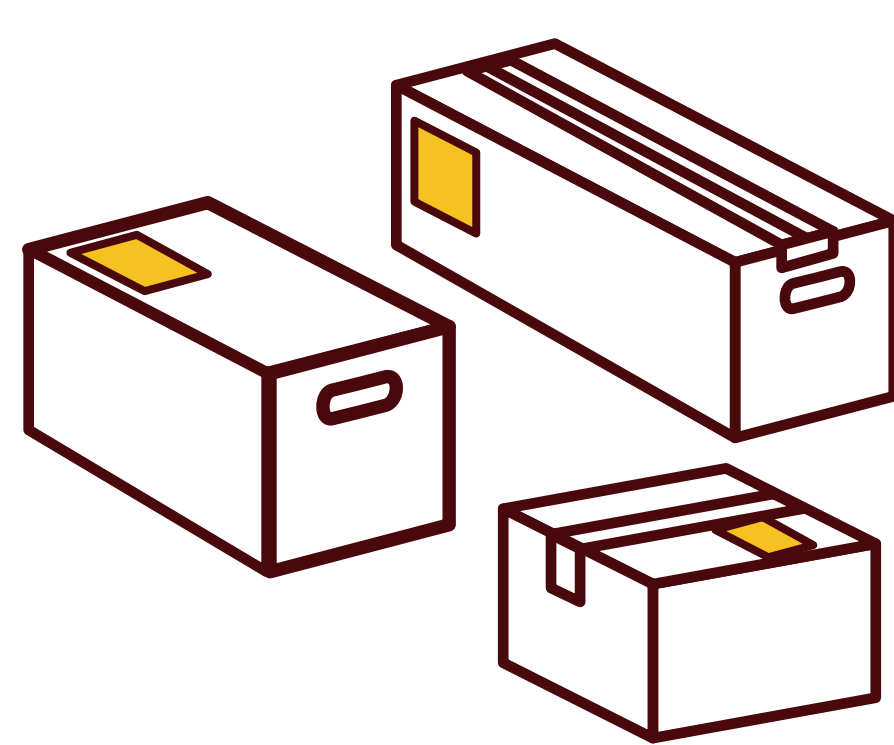


5 Place your label securely and visible

Place the label with complete shipper and delivery information on the largest surface of the box.

* Include Commercial Invoice for the shipment, if applicable.

Si estás reutilizando la caja, retira las etiquetas anteriores para evitar confusiones.



Specialty items

Liquids



Sufficient and careful packaging is key when shipping any type of liquids, such as liquids, such as beverages.

These shipments must meet UPS packaging requirements and must be tested by the tested by the manufacturer to meet requirements.


Heavy articles



For packages weighing more than 25 kg, make sure that the package is packed correctly and not in easily detachable material.

Check the strength of the box to ensure that the size and weight limits are not exceeded.

Irregularly shaped items



If you are sending maps posters, blueprints or other rolled items, use rolled items, use triangular tubes or cylinder tubes.

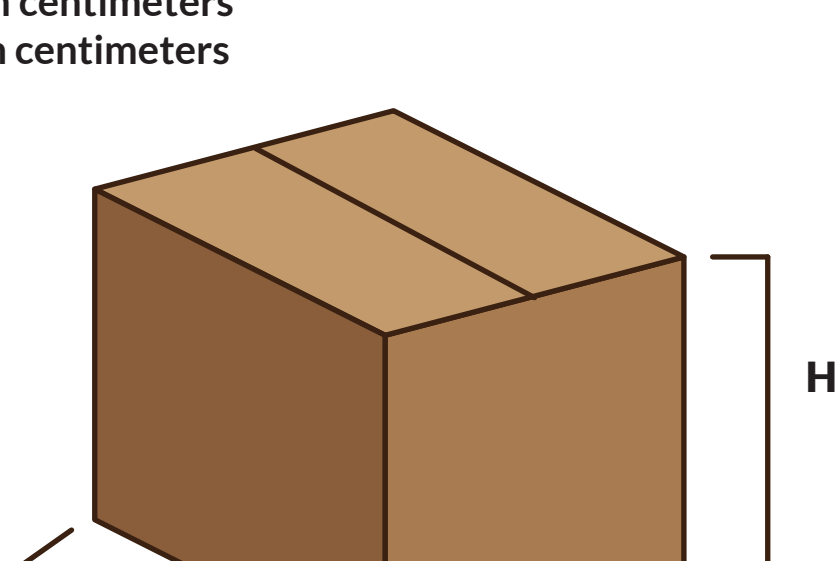
Fragile items



Be sure to use a new double-wall corrugated double-wall corrugated cardboard box reuse worn, torn, ripped or corner damaged boxes.

How to measure your package correctly

L= Length in centimeters
W= Width in centimeters
H= Height in centimeters



How do I determine the dimensional weight of my package?

$$\text{Dimensional weight} = \frac{(L \times W \times H)}{5000}$$

It compares the actual weight of the package to its dimensional weight and to its minimum billable weight. The greater of the three is the billable weight and should be used to calculate the rate

• Determines length, width and height

The longer side of your package is your length

• Round up


(Be sure to round off the number of measurements. Example: 5.6 cm -> 6 cm)

• Keep your measurements handy

You will need them when you create your shipment

Packages are billed according to the size measured in our system. Familiarize yourself with the size limits and choose a secure package.

Charge for Additional Handling



- Any item that is packed in an outer shipping container made of metal or wood.
- Any cylinder-shaped item such as a barrel, bucket, pail, pail, or tire that is not completely packed in a corrugated container.
- Any package whose longest side exceeds 122 cm, or where the second longest side exceeds 76 cm.
- Any package whose actual weight exceeds 70 kg.

See UPS [Rates/Terms and Conditions](#) of Service for additional information.

Larger Package



- A package is considered a Large Package when the sum of the length plus the circumference [(2 x width + (2 x height))] exceeds 300 centimeters. (2 x width) + (2 x height)] exceeds 300 centimeters, without exceeding the maximum size of 400 centimeters. Bulk Parcels are subject to a minimum billing rate of 40 kilograms.

Check the cost of this charge at [ups.com](#).

Maximum Limits Exceeded



- Packages with an actual weight of more than 70 kilograms, or packages that, when measured to determine the weight to be billed, exceed 274 centimeters in length, or that exceed a total of 400 centimeters in length and girth combined [(2 x Width) + (2 x Height)], are not accepted for transport. If found in the UPS shipping system, they would be subject to one or more of these charges.

For more information on UPS rates and services, visit our rate guide.

www.ups.com/guideservices/mx